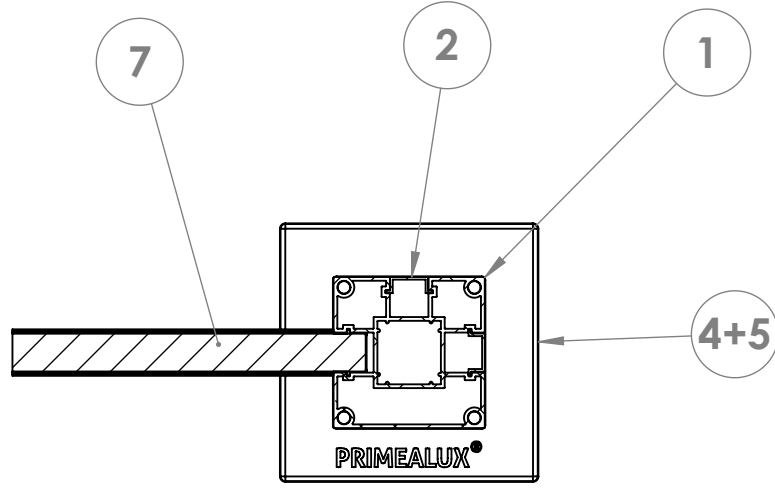
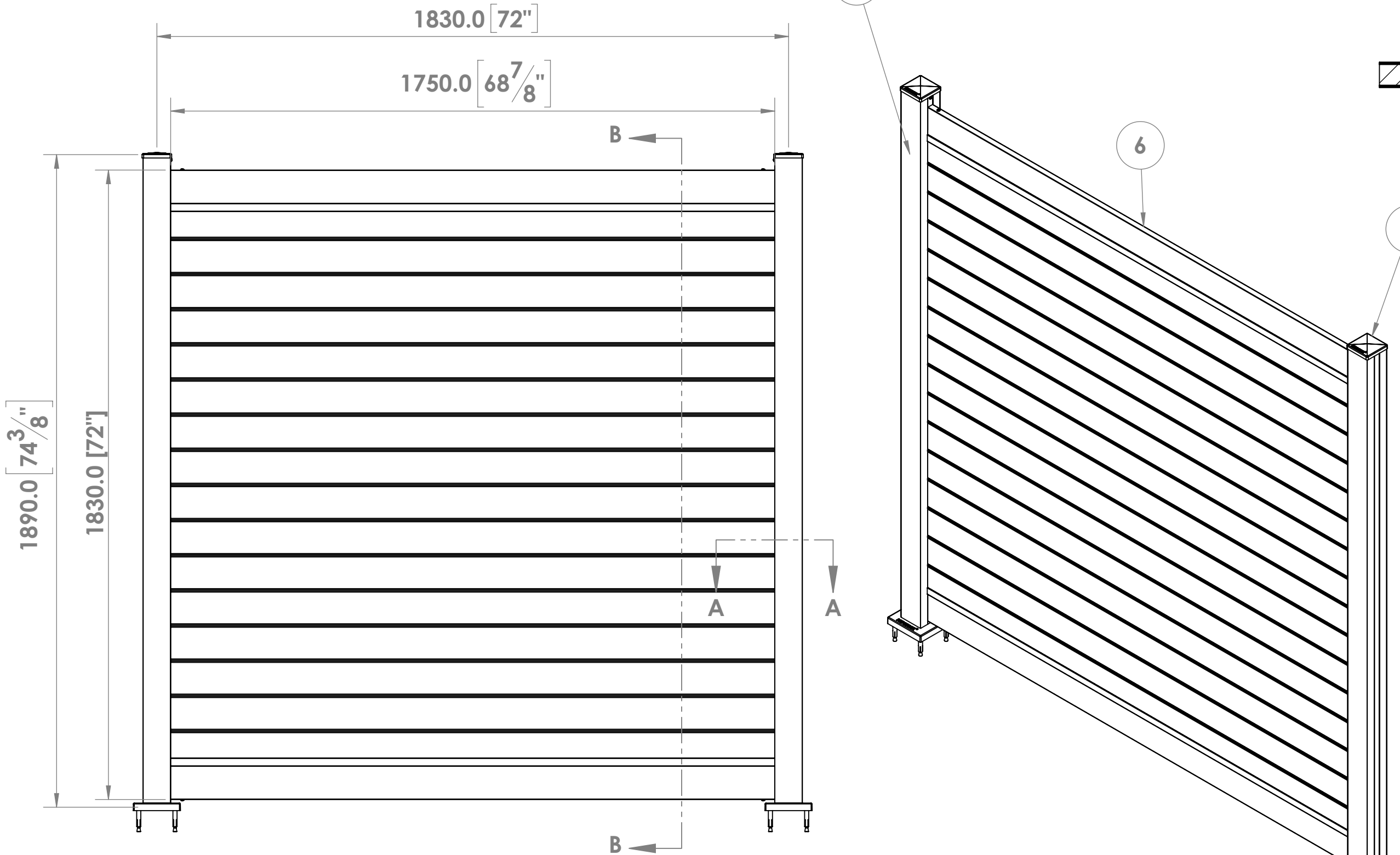
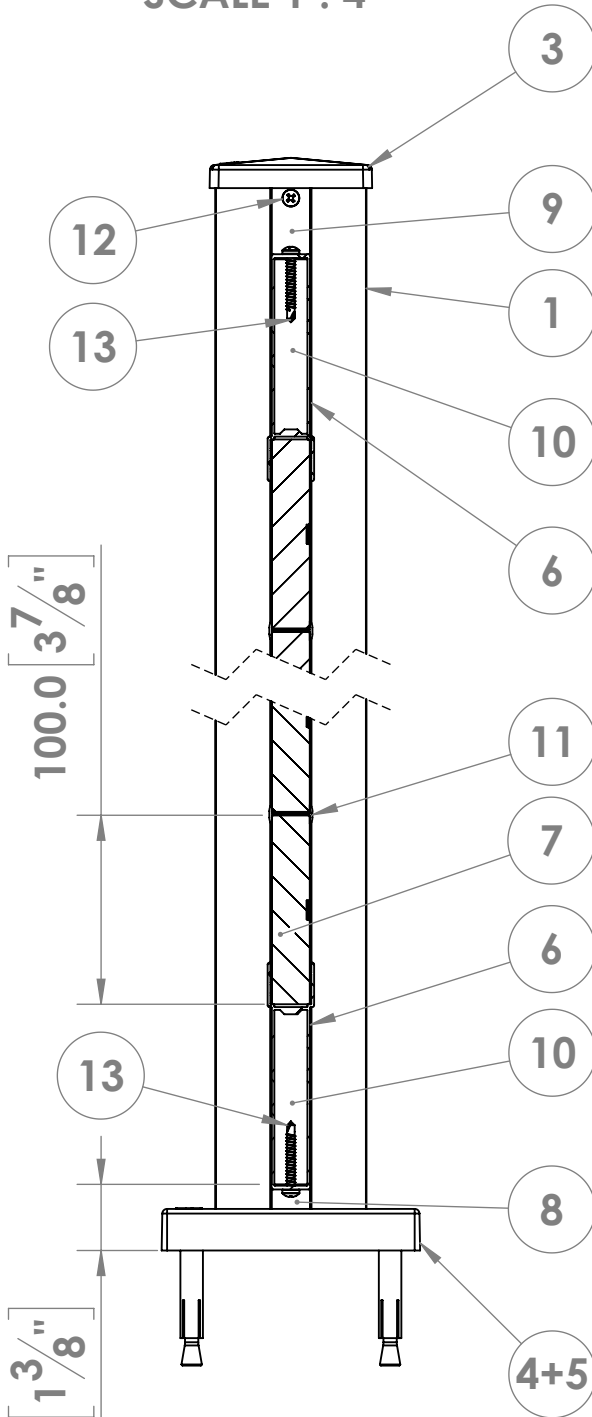


ITEM NO.	DESCRIPTION	CODE	SIZE (mm-inches)	QTY	FIGURE
1	POST	P8006	1890 74 3/8"	1	
2	6' POST COVER	PC06	1890 74 3/8"	1	
3	POST CAP	CP80	—	1	
4	BASE PLATE ASM	BPK80	—	1	
5	BASE PLATE CAP	BC80	—	1	
6	RAIL (TOP/BOTTOM)	FR06	1750 68 7/8"	2	
7	ALU SLAT 6' HORIZONTAL	S10070	1785 70 1/4"	16	
8	BOTTOM SPACER	SP25	25 1"	2	
9	TOP SPACER TO BE DRILLED ON SITE	SP45	45 1 3/4"	2	
10	RAIL BRACKET 4"	RB4	90 3 35/64"	4	
11	H RAIL	HH06	1750 68 7/8"	15	
12	PAN HEAD SCREW	FS4232	m4.2x32 mm	2	
13	PAN HEAD SCREW	FS4219	m4.2x19 mm	4	



SECTION A-A  
SCALE 1 : 4



SECTION B-B  
SCALE 1 : 4



TITLE : W 6' x H 6' PRIVACY PLUS HORIZONTAL FENCE

email: [Info@primealux.com](mailto:Info@primealux.com)  
website: [www.primealux.com](http://www.primealux.com)

NOTES :

- DIMENSIONS IN BRACKETS [ ] ARE IN INCHES.
- TOLERANCES: LINEAR: +-1 mm or [1/16"], ANGULAR: +-1 Deg.
- CONSULT LOCAL CONDITIONS, CODES FOR FOUNDATION.
- INSTALLATION TO BE COMPLETED PER MANUFACTURER'S SPECIFICATION.
- THIS DRAWING IS PROVIDED FOR PLANNING PURPOSES ONLY.
- SIZES ARE APPROXIMATED AND COULD VARY DEPENDING ON THE SYSTEM OF CHOICE, PLEASE REFER TO THE INSTALLATION MANUAL FOR MORE DETAILED DIMENSIONS.
- OVERALL WIDTH IS MEASURED FROM POST CENTER TO POST CENTER.